

# TCS BUS Registration

- The School District now **requires** that all bus riders register for their bus.
- You **MUST** register for your child to ride even if they rode the bus last year.
- Please login to your student portal and click on the Register Your Ride icon.

[Click here for Step-by-Step Instructions.](#)



The deadline for the initial registration period is this week!

**July 29, 2021.**


**Registrations received after this deadline may result in DELAY OF A BUS ASSIGNMENT FOR YOUR CHILD.**

Choice Program students may receive transportation regardless of their proximity to the Choice school. Parents must provide transportation to the closest bus stop in order to be eligible. Bus stops will only be available within the Choice Transportation Zone for each school and additional stops will not be created. To view the Choice Transportation Zone, click [here](#) and then click on the school.

# Step-by-Step Instructions

Step 1. Login to the District portal:

<https://www.mysdpbc.org/authn/Logon>. For detailed information about accessing the portal, click on this [link](#).


















The screenshot shows the login interface for the mySDPBC District Portal. At the top, the logo reads "my DISTRICT PORTAL SDPBC" with a circular icon containing a person. Below the logo are two input fields: "Network Username" and "Password" (with a lock icon). A link for "Forgot/Change Password (Employees Only)" is positioned below the password field. A dark blue "Login" button is centered below the fields. Underneath the button are three service contact options, each with an icon and text: "IT Service Desk (561) 242-4100" with a headset icon, "Bullying Hotline (561) 434-8200" with a red phone icon, and "Department of Children & Families Abuse Hotline (800) 962-2873". At the bottom, a small logo indicates the portal is "powered by Enboard".

Step 2. Once logged in, you will see many tiles.

Student Home    My Tiles    Learning Resources    Other Resources

Search Applications...

### Student Default

 Application for Meal Benefits	 Bullying Report	 Destiny	 Elementary Report Card	 Google Classroom
 iReady	 Mail	 Meal Barcode	 Perf Matters Test	 Performance Matters
 Register Your Ride	 Savvas SuccessMaker	 SIS Gateway	 Student Password Change	 Student Texts

Step 3. Click on the Register Your Ride portal tile.




Step 4. Verify your address and school.

If the address is incorrect, please contact your school to have it updated.

If the school is incorrect, then come back on Saturday July 17, 2021 at 12:00 PM (we still have the school from the 2020-2021 school year, but we will have the school for 2021-2022 on Saturday, July 17, 2021).

If the address and the school is correct, click on the Correct button to continue.



## Verify Address and School

**RILEY STUDENT** Grade: 12

3300 FOREST HILL BLVD, WEST PALM BEACH, FL 33406, USA

Address in SIS

LAKE WORTH H

School in SIS

Please verify that the information is correct or incorrect by clicking on one of the buttons below.

Step 5. Click on the Yes/No radio buttons to let us know if you will ride the bus to/from school. If you answer No, then it will ask you how you will get to/from school.



## School Bus Question

### RILEY STUDENT

Will you use the school bus to get to school? **NOTE: If it is a Choice school bus, responsibility of the parent to provide safe transportation to and from the bus stop**

- Yes
- No

Will you use the school bus to get home? **NOTE: If it is a Choice school bus, it is responsibility of the parent to provide safe transportation to and from the bus stop**

- Yes
- No

Select how ▼

- Select how
- Car
- Walk
- Afterschool program

Click the Save button once you have made your selections.